

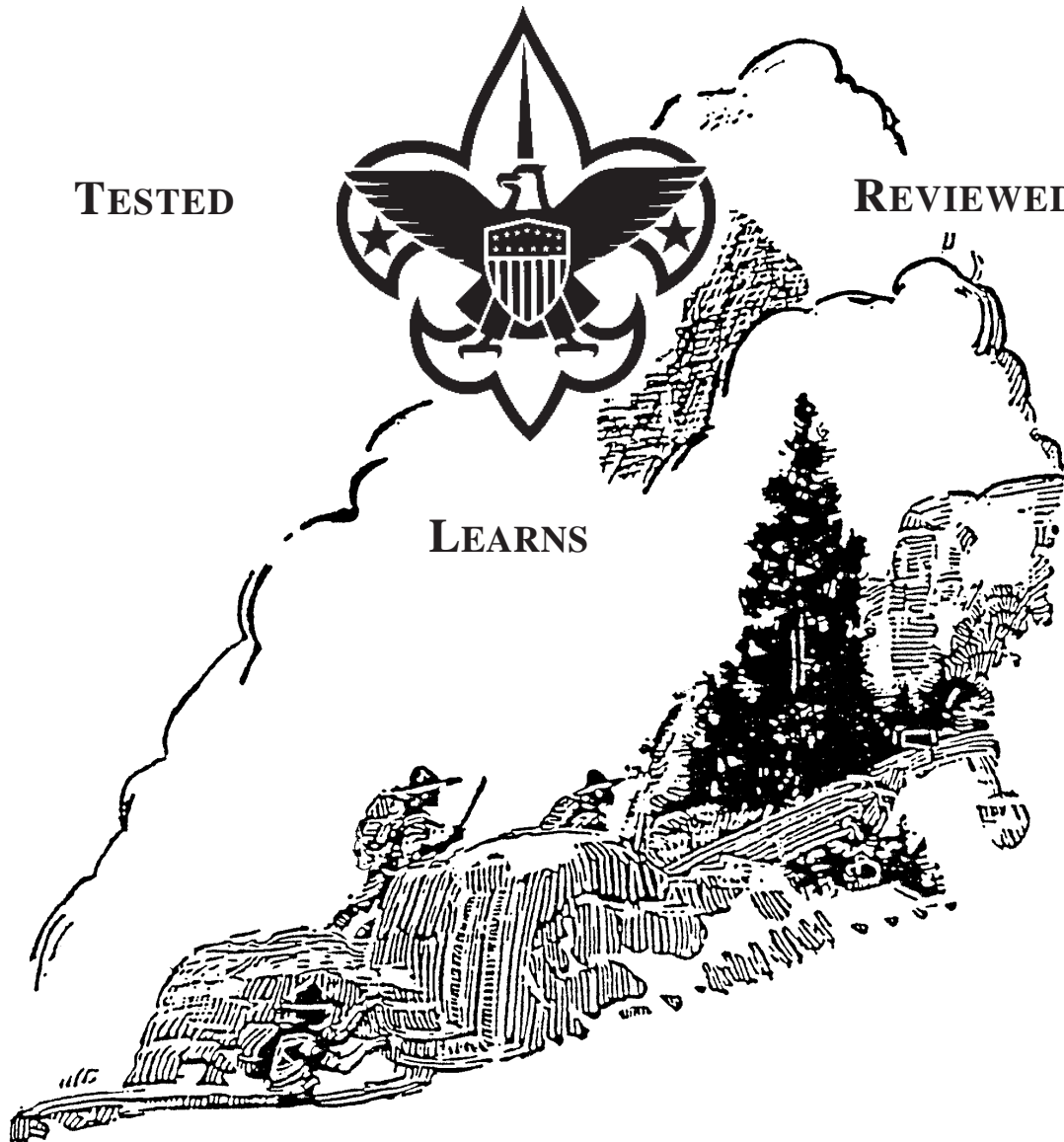
# BOARD of REVIEW

## Training Manual

RECOGNIZED

TESTED

REVIEWED



LEARN'S

# Golden Empire Council

## Advancement Committee

# The Board of Review

*“The board of review is conducted by adult troop leaders interested in a Scout’s progress. They want to make sure the requirements have been completed for a rank. They may also be able to suggest ways for a scout to get more out of the program.”*

Boy Scout Handbook, page 175

Misunderstandings on the role of the Board of Review have been caused by the word, “review”. National Advancement Guidelines includes in their definition, “not a re-examination”. A good Board of Review is concerned about:

- proficiency in the required skills
- understanding of Scouting ideals
- a scout’s attitude
- participation in troop and patrol activities
- maintaining standards (requirements)
- motivating scouts to further advancement



These points will be reviewed if open-ended, narrative type questions are asked. The purpose is to get the scout to talk.

This manual contains sample questions that illustrate these ideas. There is also space to add questions of your own, using the examples as guidelines. However, **BOARDS OF REVIEW SHOULD NOT BE SCRIPTED.**

**EARNING A MERIT BADGE:** The BSA encourages the buddy system as part of the merit badge program. Together, scouts meet with merit badge counselors. The requirements for merit badges are in BSA merit badge pamphlets for that award and in the book Boy Scout Handbook. Scouts obtain from their Scoutmaster a signed merit badge application and the name of a qualified counselor for that merit badge. (A counselor must be currently registered as a merit badge counselor by the Boy Scouts of America.)

With another Scout, a relative, or a friend, they meet with the merit badge counselor. The counselor will explain the requirements for the badge and help them to complete the requirements, meeting with the counselor whenever necessary until they finish working on the badge.

**Scout advancement:** Scouts move ahead at their own speed. Not competing with others, challenging them to go as far as their ambition will carry them. The rate of advancement depends upon interest, effort, and ability.

*NOTE: Alternate requirements are available for Scouts with physical or mental disabilities if they meet the criteria listed in “Boy Scout Requirements.”*

## **QUESTIONS SHOULD REQUIRE A NARRATIVE ANSWER.**

The board does not re-test the candidate about specific knowledge, but should encourage the scout to talk about his experiences and what he has learned.

*“A discussion of the Scout Oath and Scout Law is in keeping with the purpose of the review, to make sure that the candidate recognizes and understands the value of Scouting in his home, unit, school, and community.”*

### **Inappropriate Questions**

- Tie a bowline knot.
- Demonstrate CPR.
- Show the board how you would stop bleeding in a severe cut.



### **EXTREMELY PERSONAL QUESTIONS SHOULD BE AVOIDED.**

- Why did your parents get divorced?
- Why don't you go to church?
- Detailed interviewing of the parents or unit leaders.
- How much money do you earn/save?

It should be noted that many questions are not specific for a particular rank, but can be asked at any level to progressively measure the effectiveness of the unit's program.

- What are your goals in scouting?
- What does Scout Spirit mean to you?
- Why is service to others important in scouting?

*Policies and procedures referred to in this manual may be found in “Advancement Page 27 in the Troop Committee Guidebook” (No. 34505). If questions concerning advancement arise or clarification is needed, contact your District Advancement Chairman.*

# Rank Requirements

The requirements for Tenderfoot, Second Class, and First Class ranks may be worked on simultaneously; however, these ranks must be earned in sequence.

## Tenderfoot Rank Requirements



1. Present yourself to your leader, properly dressed, before going on all overnight camping trip. Show the camping gear you will use. Show the right way to pack and carry it.
2. Spend at least one night on a patrol or troop camp out. Sleep in a tent you have helped pitch.
3. On the camp out, assist in preparing and cooking one of your patrol's meals. Tell why it is important for each patrol member to share in meal preparation and cleanup, and explain the importance of eating together.
- 4a. Demonstrate how to whip and fuse the ends of a rope.
- 4b. Demonstrate that you know how to tie the following knots and tell what their uses are: two half hitches and the taut-line hitch.
5. Explain the rules of safe hiking, both on the highway and cross-country, during the day and at night. Explain what to do if you are lost.
6. Demonstrate how to display, raise, lower, and fold the American flag.
7. Repeat from memory and explain in your own words the Scout Oath, Law, Motto, and Slogan.
8. Know your patrol name, give the patrol yell, and describe your patrol flag.
9. Explain why we use the buddy system in Scouting.
- 10a. Record your best in the following tests:

<b>Current results</b>	<b>30 days later</b>
Push-ups	Push-ups
Pull-ups	Pull-ups
Sit-ups	Sit-ups

Standing long jump ( __feet __inches)	Standing long jump ( __feet __inches)
1/4-mile walk/run	1/4-mile walk/run
- 10b. Show improvement in the activities listed in requirement 10a after practicing for 30 days.
11. Identify local poisonous plants; tell how to treat for exposure to them.
- 12a. Demonstrate the Heimlich maneuver and tell when it is used.
- 12b. Show first aid for the following:
  - Simple cuts and scratches
  - Blisters on the hand and foot
  - Minor burns or scalds (1st degree)
  - Bites or stings of insects and ticks
  - Poisonous snakebite
  - Nosebleed
  - Frostbite and sunburn
13. Participate in a Scoutmaster conference.
14. Complete your board of review.

NOTE: Alternative requirements for the Tenderfoot rank are available for Scouts with physical or mental disabilities if they meet the criteria listed in the boy scout requirements book No. 33215. (see page 18)

# Sample Questions

- \* Why is being a Boy Scout important to you?
- \* How will fulfilling requirement number \_\_ help
- \* What does your patrol flag look like?
- \* Why is being aware of the different types of plants around you important?
- \* Why is first aid important to learn?
- \* How have you demonstrated Scout Spirit?
- \* Where is Scout Spirit present in your daily life?



# Second Class Rank Requirements



- 1a. Demonstrate how a compass works & how to orient a map. Explain what map symbols mean.
  - 1b. Using a compass and a map together, take a 5-mile hike (or 10 miles by bike) approved by your adult leader and your parent or guardian. \*
  - 2a. Since joining, have participated in five separate troop/patrol activities (other than troop/patrol meetings), two of which included camping overnight.
  - 2b. On one of these campouts, select your patrol site and sleep in a tent that you pitched.
  - 2c. On one campout, demonstrate proper care, sharpening, and use of the knife, saw, and ax, and describe when they should be used.
  - 2d. Use the tools listed in requirement 2c to prepare tinder, kindling, and fuel for a cooking fire.
  - 2e. Discuss when it is appropriate to use a cooking fire and a lightweight stove. Discuss the safety procedures for using both.
  - 2f. Demonstrate how to light a fire and a lightweight stove.
  - 2g. On one campout, plan and cook over an open fire one hot breakfast or lunch for yourself, selecting foods from the four basic food groups. Explain the importance of good nutrition. Tell how to transport, store, and prepare the foods you selected.
  3. Participate in a flag ceremony for your school, religious institution, chartered organization, community, or troop activity.
  4. Participate in an approved service projects. (minimum of one hour)
- \* If you are using a wheelchair or crutches, or if it is difficult for you to get around, you may substitute "trip" for "hike" in requirement 1b

5. Identify or show evidence of at least ten kinds of wild animals (birds, mammals, reptiles, fish, and mollusks) in your community.

6a. Show what to do for "hurry" cases of stopped breathing, serious bleeding, and internal poisoning.

6b. Prepare a personal first aid kit to take with you on a hike

6.c Demonstrate first aid for the following:

- Object in the eye
- Bite of a suspected rabid animal
- Puncture wounds from a splinter, nail, and fishhook
- Serious burns (second-degree)
- Heat exhaustion
- Shock
- Heatstroke, dehydration, hypothermia, and hyper ventilation

7a. Tell what precautions must be taken for a safe swim.

7b. Demonstrate your ability to jump feet first into water over your head in depth, level off and swim 25 feet on the surface stop, turn sharply, resume swimming, then return to your starting place. +

7c. Demonstrate water rescue methods by reaching with your arm or leg, by reaching with a suitable object and by throwing lines and objects. Explain why swimming rescues should not be attempted when a reaching or throwing rescue is possible, and explain why and how a rescue swimmer should avoid contact with the victim.

8. Participate in a school, community or troop program on the dangers of using drugs, alcohol, and tobacco and other practices that could be harmful to your health. Discuss your participation in the program with your family.

9. Demonstrate Scout spirit by living the Scout Oath (Promise) and Scout Law in your everyday life.

10. Participate in a Scoutmaster conference.

11. Complete your board of review.

+This requirement may be waived by the troop committee for medical or safety reasons.

NOTE: Alternative requirements for the *Second Class rank* are available for Scouts with physical or mental disabilities if they meet the criteria listed in the boy scout requirements book No. 33215. (see page 18)

# + Sample Questions +

- \* **What did you learn/feel in giving service to others?**
- \* **Why do you think Boy Scouts teaches map and compass?**
- \* **Why is understanding the dangers of drugs important?**
- \* **What is the hardest part of the scout law to live by?**
- \* **What have your camping experiences been like?**
- \* **What role (responsibility) have you had in these trips?**
- \* **What/where flag ceremony did you participate in?**



# First Class Rank Requirements



1. Demonstrate how to find directions during the day and at night without using a compass.
2. Using a compass, complete an orienteering course that covers at least 1 mile and requires measuring the height and/or width of designated items (tree, tower, canyon, ditch, etc.).
3. Since joining, have participated in ten separate troop/patrol activities (other than troop/patrol meetings), three of which included camping overnight.
- 4a. Help plan a patrol menu for one campout – including one breakfast, lunch, and dinner-that requires cooking. Tell how the menu includes the four basic food groups and meets nutritional needs.
- 4b. Using the menu planned in requirement 4a, make a list showing the cost and food amounts needed to feed three or more boys and secure the ingredients.
- 4c. Tell which pans, utensils, and other gear will be needed to cook and serve these meals.
- 4d. Explain the procedures to follow in the safe handling and storage of fresh meats, dairy products, eggs, vegetables, and other perishable food products. Tell how to properly dispose of camp garbage, cans, plastic containers, and other rubbish.
- 4e. On one camp out, serve as your patrol's cook. Supervise your assistant(s) in using a stove or building a cooking fire. Prepare the breakfast, lunch and dinner planned in requirement 4a. Lead your patrol in saying grace at the meals and supervise cleanup.
5. Visit and discuss with a selected individual approved by your leader (elected official, judge, attorney, civil servant, principal, teacher) your constitutional rights and obligations as a U.S. citizen.
6. Identify or show evidence of at least 10 kinds of native plants found in your community.
- 7a. Discuss when you should and should not use lashings.
- 7b. Demonstrate tying the timber hitch and clove hitch & their use in square, shear, and diagonal lashings by joining two or more staves together.
- 7c. Use lashings to make a useful camp gadget.
- 8a. Demonstrate tying the bowline knot and describe several ways it can be used.
- 8b. Demonstrate bandages for a sprained ankle and injuries on the head, the upper arm, and collarbone.
- 8c. Show how to transport by yourself, and with one other person, a person:
  - From a smoke-filled room
  - With a sprained ankle, for at least 25 yards
- 8d. Tell the five most common signs of a heart attack. Explain the steps (procedures) in cardiopulmonary resuscitation (CPR).
- 9a. Tell what precautions must be taken for a safe trip afloat.
- 9b. Successfully complete the BSA swimmer test.\*
- 9c. Demonstrate survival skills by leaping into deep water wearing clothes (shoes, socks, swim trunks, long pants, belt, and long sleeved shirt). Remove shoes and socks, inflate the shirt, and show that you can float using the shirt for support. Remove and inflate the pants for support. Swim 50 feet using the inflated pants for support, then show how to reinflate the pants while using them for support.
- 9d. With a helper and a practice victim, show a line rescue both as tender and rescuer. (The practice victim should be approximately 30 feet from the shore in deep water.)
10. Demonstrate Scout spirit by living the Scout Oath (Promise) and Scout Law in your everyday life.
11. Participate in a Scoutmaster conference.
12. Complete your board of review.

\* *This requirement may be waived by the troop committee for medical or safety reasons.*

NOTE: Alternative requirements for the *First Class rank* are available for Scouts with physical or mental disabilities if they meet the criteria listed in the boy scout requirements book No. 33215. (see page 18 this publication)

# ❄️ Sample Questions ❄️

1. What are your goals in scouting?
2. What does it mean to you to be a United States citizen?
3. Why do you think learning skills is important in the Boy Scout program?
4. What do you like/dislike most about troop outings?
5. Have you earned any merit badges, how is it going?
6. Can knots be useful/how?



# Star Scout Rank Requirements



1. Be active in your troop and patrol for at least 4 months as a First Class Scout.
2. Demonstrate Scout spirit by living the Scout Oath (Promise) and Scout Law in your everyday life.
3. Earn six merit badges, including four from the required list for Eagle.
4. While a First Class Scout, take part in service projects totaling at least 6 hours of work. Your Scoutmaster must approve these projects.
5. While a First Class Scout, serve actively for 4 months in one or More of the following positions of responsibility (or carry out a Scoutmaster assigned leadership project to help the troop):

**Boy Scout troop.** Patrol leader, assistant senior patrol leader, senior patrol leader, troop guide, Order of the Arrow troop representative, den chief, scribe, librarian, historian, quartermaster, bugler, junior assistant Scoutmaster, chaplain aide, or instructor.

**Varsity Scout team.** Captain, cocaptain program manager, squad leader, team secretary, Order of the Arrow team representative, librarian, historian, quartermaster, chaplain aide, instructor, or den chief.


6. Take part in a Scoutmaster conference.
7. Complete your board of review

*\*A Scout may choose any of the 15 required merit badges in the 12 categories to fulfill requirement 3. See pages 180 or 88 of the new Boy Scout Handbook for a complete list of required badges for Eagle.  
(see page 20 of this publication)*

# ✱ Sample Questions ✱

1. **What new skill(s) have you learned?**
2. **How does “Show Scout Spirit” affect you more today than when you were a tenderfoot?**
3. **What did you like about the merit badges?**
4. **What position of responsibility did you have in your troop?  
What did you learn?**
5. **Service to others, what does this mean to you and your peers?**
6. **If you could change one thing about your unit, what would it be?**





# LIFE SCOUT RANK REQUIREMENTS


1. Be active in your troop and patrol for at least 6 months as a Star Scout.
2. Demonstrate Scout spirit by living the Scout Oath (Promise) and Scout Law in your everyday life.
3. Earn five more merit badges (so that you have 11 in all), including any three more from the required list for Eagle.\*
4. While a Star Scout, take part in service projects totaling at least 6 hours of work. These projects must be approved by your Scoutmaster.
5. While a Star Scout, serve actively for 6 months in one or more of the troop positions of responsibility listed in requirement 5 for Star Scout (or carry out a Scoutmaster assigned leadership project to help the troop).
6. Take part in a Scoutmaster conference.
7. Complete your board of review.

*A Scout may choose any of the 15 required merit badges in the 12 categories to fulfill requirement 3. See page 180 or 188 of the new Scout handbook for a complete list of required badges for Eagle*

*(see page 20 of this publication)*

# + Sample Questions +

1. Do you consider yourself a teacher?
2. Are your goals in scouting being met?
3. What does “be active” mean to you?
4. What are you looking for when you pick an elective merit badge?
5. As a scout, do you feel your responsibilities are the same as a non-scout?
6. Are your career choices being influenced by scouting/merit badge program?



# Eagle Scout Rank Requirements



1. Be active in your troop and patrol for at least 6 months as a Life Scout.
2. Demonstrate Scout spirit by living the Scout Oath (Promise) and Scout Law in your everyday life.
3. Earn a total of 21 merit badges (10 more than you already have), including the following: (a) First Aid, (b) Citizenship in the Community, (c) Citizenship in the Nation, (d) Citizenship in the World, (e) Communications, (f) Personal Fitness (g) Emergency Preparedness OR Lifesaving, (h) Environmental Science, (i) Personal Management, (j) Swimming OR Hiking OR Cycling, (k) Camping, and (l) Family Life.\*
4. While a Life Scout, serve actively for a period of 6 months in one or more of the following positions of responsibility:

**Boy Scout Troop.** Patrol leader, assistant senior patrol leader, senior patrol leader, troop guide, Order of the Arrow troop representative, den chief, scribe, librarian, historian, quartermaster, junior assistant Scoutmaster, chaplain aide, or instructor.

**Varsity Scout team.** Captain, Co-Captain, program manager, squad leader, team secretary, librarian, Order of the Arrow team representative, quartermaster, chaplain aide, instructor, or den chief.

5. While a Life Scout, plan, develop, and give leadership to others in a service project helpful to any religious

institution, any school, or your community. (The project should benefit an organization other than Boy Scouting.) The project idea must be approved by the organization benefiting from the effort, your Scoutmaster and troop committee and the council or district before you start. You must use the *Life to Eagle BSA publication No. 18-927A*, in meeting this requirement.

6. Take part in a Scoutmaster conference
7. Successfully complete an Eagle Scout board of review,

\*You must choose only one merit badge listed in items g and j. If you have earned more than one of the badges listed in items g and j, choose one and list the remaining badges to make your total of 21. *(see page 20 of this publication)*

Note: All requirements for Eagle Scout must be completed before a candidate's 18th birthday. The Eagle Scout board of review will be held by the District Advancement Committee. An Eagle Scout board of review can be held after the candidate's 18th birthday by the District Advancement Committee. For more information, see Advancement Committee Policies and Procedures, publication No. 33088B.

If you have a permanent physical or mental disability you may become an Eagle Scout by qualifying for as many required merit badges as you can and qualifying for alternative merit badges for the rest. If you seek to become an Eagle Scout under this procedure, you must submit a special application to your local council service center. Your council advancement committee must approve your application *before you can work on alternative merit badges.*

## **AFTER BECOMING AN EAGLE SCOUT,**

You will certainly want to continue taking part in activities with your troop, and you may continue earning merit badges. The BSA recognizes achievements beyond the Eagle Scout rank by awarding Eagle Palms.

# The Eagle Board of Review


*The Eagle Board of review is conducted by  
the Advancement Committee*

## Purpose

To determine if the scout's attitude, values, and ideals are consistent with those of scouting. A discussion concerning the scout's successes, his experiences, along with the Scout Oath and Law are important in making this determination. The Board is not re-testing, but assuring themselves of the candidate's participation and understanding of the program and ideals of scouting.

Use the following areas of questioning:

- The candidate's involvement with troop responsibilities and activities.
- Duty to God"
- Outdoor experiences
- Merit Badges and Advancement
- Eagle Service Project
- Citizenship
- Personal goals





# Eagle Palms



## **After becoming an Eagle Scout you may earn Palms by completing the following requirements**

1. Be active in your troop and patrol for at least 3 months after becoming an Eagle Scout or after the award of your last Palm.
2. Demonstrate Scout spirit by living the Scout Oath (Promise) and Scout Law in your everyday life
3. Make a satisfactory effort to develop and demonstrate leadership ability.
4. Earn 5 additional merit badges beyond those required for the Eagle rank or last Palm.\*
5. Take part in a Scoutmaster conference.
6. Complete your board of review.

### **Gold Palm**

1. Follow the above requirements and earn 5 additional merit badges beyond those required for the Bronze Palm.

### **Silver Palm**


1. Follow the above requirements and earn 5 additional merit badges beyond those required for the Gold Palm.

You may wear only the proper combination of Palms for the number of merit badges you earned beyond the rank of Eagle. The Bronze Palm represents 5 merit badges, the Gold Palm 10, and the Silver Palm 15

*\* Merit badges earned any time since becoming a Boy Scout may be used to meet this requirement*

# The Palm Board of Review

- Which additional merit badges did you earn and why those in particular.
- Describe your relationship and participation with your unit since you became an Eagle.
- How have you developed and demonstrated your leadership ability?
- What are your plans for the future concerning the Scouting program?
- Tell us why you have continued to earn merit badges after becoming an Eagle.



# \*Plans for the Board of Review\*

## Tenderfoot through Life and Palms

- Unit leaders, assistant unit leaders, relatives, or guardians may not serve as members of a scout's Board of Review
- 3 - 6 committee members.
- Convenient place and time.
- Scout should be neat and his uniform should be as correct as possible.
- Encourage the scout to talk so it can be a learning experience.
- Last approximately 15 minutes.
- Be a unanimous decision.
- A scout can not be recognized for advancement until it is reported on an advancement report.



# **TENDERFOOT, SECOND CLASS, and FIRST CLASS RANKS**

## **Alternate Requirements**

**A Scout who is unable *to complete* any or all of the requirements for Tenderfoot, Second Class, or First Class rank because he is physically or mentally disabled may complete alternative requirements if the following criteria are met:**

1. The physical or mental disability must be of a permanent rather than a temporary nature.
2. A clear and concise medical statement concerning the Scout's disabilities must be submitted by a physician licensed to practice medicine. In the alternative, an evaluation statement certified by an educational administrator may be submitted. The medical statement must state the doctor's opinion that the Scout cannot complete the requirement(s) because of a permanent disability.
3. The Scout, his parents, or leaders must submit to the council advancement committee, a written request that the Scout be allowed to complete alternate requirements for Tenderfoot, Second Class, or First Class rank. The request must explain the suggested alternate requirements in sufficient detail so as to allow the advancement committee to make a decision. The request must also include the medical statement required in Paragraph two above. The written request for alternate requirements must be submitted to and approved by the local council prior to completing alternate requirements.
4. The Scout must complete as many of the regular requirements as his ability permits before applying for alternate requirements.
5. The alternate requirements must be of such a nature that they are as demanding effort as the regular requirements.
6. When alternate requirements involve physical activity, they must be approved by the physician.
7. The unit leader and any board of review must explain that to attain Tenderfoot, Second Class, or First Class rank a candidate is expected to do his best in developing himself to the limit of his resources.
8. The written request must be approved by the council advancement committee, utilizing the expertise of professional persons involved in Scouting for disabled youth. The decision of the council advancement committee should be recorded and delivered to the Scout and his leader.

## Eagle Required Merit Badges

- a. First Aid
- b. Citizenship in the Community
- c. Citizenship in the Nation
- d. Citizenship in the World
- e. Communications
- f. Personal Fitness
- g. Emergency Preparedness OR Lifesaving \*
- h. Environmental Science
- i. Personal Management
- j. Swimming OR Hiking OR Cycling \*
- k. Camping
- i. Family Life

\* You must choose only one merit badge listed in items g and j. If you have earned more than one of the badges listed in items g and j, choose one and list the remaining badges to make your total of 21.

**Note: All requirements for Eagle Scout must be completed before a candidate's 18th birthday. The Eagle Scout board of review will be held by the District Advancement Committee. An Eagle Scout board of review can be held after the candidate's 18th birthday by the District Advancement Committee. For more information, see *Advancement Committee Policies and Procedures, publication No. 33088B.***

**If you have a permanent physical or mental disability, you may become an Eagle Scout by qualifying for as many required merit badges as you can and qualifying for alternative merit badges for the rest. If you seek to become an Eagle Scout under this procedure, you must submit a special application to your local council service center. *Your application must be approved by your council advancement committee before you can work on alternative merit badges.***



# EAGLE SCOUT RANK

## Alternate Requirements

1. The Eagle Scout rank may be achieved by a Boy Scout, Varsity Scout, or qualified\* Venturer who has a physical or mental disability by qualifying for alternate merit badges. This does not apply to individual requirements for merit badges. Merit badges are awarded only when all requirements are met as stated.
2. The physical or mental disability must be of a permanent rather than a temporary nature.
3. A clear and concise medical statement concerning the Scout's disabilities must be made by a physician licensed to practice medicine, or an evaluation statement must be certified by an educational administrator.
4. The candidate must earn as many of the required merit badges as his ability permits before applying for an alternate Eagle Scout rank merit badge.
5. The candidate must complete as many of the requirements of the required merit badges as his ability permits.
6. The Application for Alternate Eagle Scout Award Merit Badges must be completed prior to qualifying for alternate merit badges,
7. The alternate merit badges chosen must be of such a nature that they are as demanding of effort as the required merit badges.
8. When alternates chosen involve physical activity, they must be approved by the physician.
9. The unit leader and the board of review must explain that to attain the Eagle Scout rank a candidate is expected to do his best in developing himself to the limit of his resources.
10. The application must be approved by the council committee responsible for advancement, utilizing the expertise of professional persons involved in Scouting for the disabled.
11. The candidate's application for Eagle must be made on the Eagle Scout Rank Application, with the Application for Alternate Eagle Scout Award Merit Badges attached.

\* *In order for a Venturer to be an Eagle candidate, he must have achieved the First Class rank of a Boy Scout or Varsity Scout*

# NOTES

# NOTES



(rev 1-2002wbs)