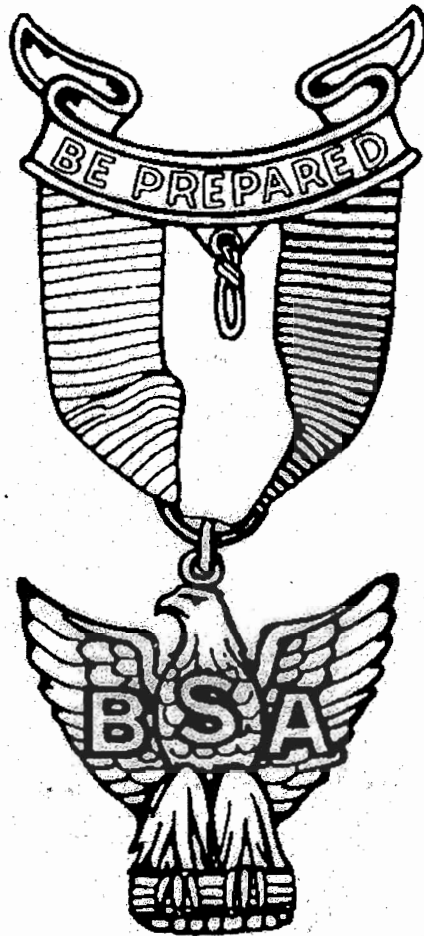


# EAGLE SCOUT APPLICATION



Scout's Name \_\_\_\_\_ Unit Leader \_\_\_\_\_

Address \_\_\_\_\_ Address \_\_\_\_\_

City \_\_\_\_\_ Zip \_\_\_\_\_ City \_\_\_\_\_ Zip \_\_\_\_\_

Phone Number \_\_\_\_\_ Phone Number \_\_\_\_\_

Unit Number \_\_\_\_\_ District \_\_\_\_\_ Council \_\_\_\_\_

# BOY SCOUTS OF AMERICA

## GOLDEN EMPIRE COUNCIL

### ADVANCEMENT PROCEDURES FOR THE EAGLE SCOUT AWARD

#### CONTENTS:

- I The Life to Eagle Seminar
- II Completion of Merit Badges
- III The Eagle Scout Service Project
- IV Putting It All Together
- V The Completed Packet
- VI The Board of Review

#### **I The Life to Eagle Seminar**

A Life to Eagle Seminar should be attended by all Life Scouts, a Unit Leader and a parent. This Seminar is designed to review and explain the Eagle Application, the Eagle Service Project, and the procedures you should follow as you apply for the rank of Eagle Scout.

If your Unit Leader is not aware of coming seminars, contact your District Advancement Committee as soon as possible.

#### **II Completion of Merit Badges**

As a Life Scout you should have earned a minimum of seven required and four optional Merit Badge's. For the rank of Eagle Scout you will need a total of twelve required and nine optional Merit Badge's. They do not have to be earned prior to planning and completing your Eagle Service Project.

#### **III The Eagle Scout Service Project**

1. Examples of Eagle Service Projects, and agencies needing service are outlined in the pamphlet entitled, "*Eagle Service Projects*", available at the Council Service center.
2. An *Eagle Service* workbook with instructions is provided in this packet to help guide you as you plan and develop your project. The information from this workbook should be included in your formal Eagle Project Report.

3. The Eagle Scout **Service Project** must be approved before the work on to project is begun. This approval must be by:
  - a) the Project Benefactor,
  - b) the Unit Leader,
  - c) the Unit Committee,
  - d) The District Advancement Committee.

Your Project Workbook must be reviewed by each person for their approval and signature before your work begins

4. Your **Eagle Report** is a formal write up describing your project (in detail), the planning process, how the project developed, and the leadership you used in completing the project. The information needed to help you write this report is found in the Eagle Service Project Report Workbook.

#### **IV Getting It All Together**

1. After you have completed your required and optional Merit Badge's and your Eagle Service Project Report, you will need to fill out an **Eagle Application**. (*a practice application is included for you to try*). Before filling out your application, check with your Unit Leader to make sure that your dates for Advancement, Merit Badge's and Position of Responsibility are all correct and follow the proper order.
2. Your Unit must provide you with copies of your **Advancement Reports**. Use the dates from these Reports to fill out your **Eagle Scout Worksheet**. The Worksheet will help you organize your dates in their proper order before you fill out your Application.
3. **Typed applications** are neater and more desirable. Do not abbreviate words when filling out your application.
4. A minimum of three **Letters of Recommendation** are recommended. These letters are to be placed in a sealed envelope (with the request form) and addressed to the District Eagle Board of Review. The sealed envelopes are given to the candidate to include with his Eagle Packet. These letters are CONFIDENTIAL and are only to be opened by the Eagle Board of Review. Letters of recommendation must be current (within one year of the date of submission of the Eagle Application).

Request forms for letters of recommendations are included in this Eagle Packet. The Eagle candidate should fill in the necessary information and give them to the following individuals:

  - The Scout's parents
  - His teacher, counselor or school administrator
  - His Unit Leader (The Unit Leader that best knows the boy. If the candidate recently transferred from Scout to Varsity or Explorer, an additional letter from his new unit leader would be appropriate.)

A letter from the Scout's pastor, as well as the person responsible for coordinating the Scout's Eagle Project in the organization receiving the service is recommended but not required.

5. Your **Eagle Packet** should be put together in a compact binder in the following order:

- Section 1. Your Eagle Application
- Section 2. Your Eagle Scout Worksheet (listing Merit Badg Counselors)
- Section 3. Your statement for requirement #6
- Section 4. Your Project Description and Evaluation (with signatures)
- Section 5. Your formal written Eagle Project Report (with photo's)
- Section 6. Copies of your Units Advancement Reports that show your advancement.
- Section 7. Copies of Unit Advancement reports that show your merit badges (Blue Cards are acceptable for this).

## V The Completed Packet

As an Eagle Candidate, it is your responsibility, after everything is complete and has been approved and signed by your Unit Leader and Committee, to contact your District Advancement Committee.

The District Advancement Committee will check your Eagle Packet, and will forward it to the Council Service Center for review.

After your Eagle Packet has been approved by the Council, your District Advancement Committee will contact you, and a Board of Review will be scheduled.

After the Board of Review, the Eagle Application is again forwarded to the Council Service Center for Certification. It is then sent to National Headquarters in Irving, Texas for final approval.

## VI The Eagle Board of Review

Your Eagle Scout **Board of Review** will be arranged by the District Advancement Committee and consist of three to six members. The District Advancement Chairperson appoints the Chairperson for the Board of Review. The decision of the board must be unanimous.

The Board of Review will address the subjects of Scouting Spirit, completion of the Eagle Scout Service Project, and tenure in a position of responsibility. The Board of Review should not re-examine the Scout on Merit Badges, but may inquire which of those earned was most helpful, enjoyable, challenging, etc., as a way to help the Scout feel at ease. The Unit Leader should brief the Scout in advance so he will attend **neatly uniformed** and prepared.

Award recognition materials (Eagle Badge, etc.) will not be provided to Units by the Council until the award is approved in writing by the National Council and reviewed by the Golden Empire Council.

Units should not schedule Eagle Courts of Honor until approval from the National Council is received by the Golden Empire Council. The council will advise the unit when the awards are available to be picked up.

**NOTE:** These policy and procedure statements cover matters which are often questioned. The Council's policy follows the booklet, "Advancement Policies and Procedures", available at the Council Service Center. Additional guidance may be obtained for the Council Advancement Committee, which meets regularly, or the District Advancement Committee.

Rev 4/05

**GOLDEN EMPIRE COUNCIL - EAGLE SCOUT CANDIDATE LETTER OF RECOMMENDATION**

EAGLE SCOUT candidate: \_\_\_\_\_ registered with Unit No. \_\_\_\_\_

in the \_\_\_\_\_ District, requests that you write a Letter of Recommendation.

The EAGLE BOARD of REVIEW would like to know about the candidate. How you know him, his qualities, his misgivings and exactly why you think he deserves to be considered for Scouting's highest award of EAGLE SCOUT.

This letter is from the candidate's [ ] PARENT(S), [ ] SCHOOL TEACHER/ADMINISTRATOR, [ ] UNIT LEADER, [ ] OTHER

[ ] I would like the Eagle Candidate to see my letter of recommendation

[ ] I would **NOT** like the Eagle Candidate to see my letter of recommendation \_\_\_\_\_

Signature

Instructions - Please place your letter and this form in an envelope, **SEAL IT** and address it to the **DISTRICT EAGLE BOARD OF REVIEW**. Give the sealed envelope back to the candidate as soon as possible. Only the Eagle Board should see your letter prior to the Board of Review.

.....✂.....Cut Here.....✂.....

**GOLDEN EMPIRE COUNCIL - EAGLE SCOUT CANDIDATE LETTER OF RECOMMENDATION**

EAGLE SCOUT candidate: \_\_\_\_\_ registered with Unit No. \_\_\_\_\_

in the \_\_\_\_\_ District, requests that you write a Letter of Recommendation.

The EAGLE BOARD of REVIEW would like to know about the candidate. How you know him, his qualities, his misgivings and exactly why you think he deserves to be considered for Scouting's highest award of EAGLE SCOUT.

This letter is from the candidate's [ ] PARENT(S), [ ] SCHOOL TEACHER/ADMINISTRATOR, [ ] UNIT LEADER, [ ] OTHER

[ ] I would like the Eagle Candidate to see my letter of recommendation

[ ] I would **NOT** like the Eagle Candidate to see my letter of recommendation \_\_\_\_\_

Signature

Instructions - Please place your letter and this form in an envelope, **SEAL IT** and address it to the **DISTRICT EAGLE BOARD OF REVIEW**. Give the sealed envelope back to the candidate as soon as possible. Only the Eagle Board should see your letter prior to the Board of Review.

.....✂.....Cut Here.....✂.....

**GOLDEN EMPIRE COUNCIL - EAGLE SCOUT CANDIDATE LETTER OF RECOMMENDATION**

EAGLE SCOUT candidate: \_\_\_\_\_ registered with Unit No. \_\_\_\_\_

in the \_\_\_\_\_ District, requests that you write a Letter of Recommendation.

The EAGLE BOARD of REVIEW would like to know about the candidate. How you know him, his qualities, his misgivings and exactly why you think he deserves to be considered for Scouting's highest award of EAGLE SCOUT.

This letter is from the candidate's [ ] PARENT(S), [ ] SCHOOL TEACHER/ADMINISTRATOR, [ ] UNIT LEADER, [ ] OTHER

[ ] I would like the Eagle Candidate to see my letter of recommendation


[ ] I would **NOT** like the Eagle Candidate to see my letter of recommendation \_\_\_\_\_

Signature

Instructions - Please place your letter and this form in an envelope, **SEAL IT** and address it to the **DISTRICT EAGLE BOARD OF REVIEW**. Give the sealed envelope back to the candidate as soon as possible. Only the Eagle Board should see your letter prior to the Board of Review.

# Boy Scouts of America - Golden Empire Council

## Eagle Scout Worksheet



Scout: \_\_\_\_\_ Phone: \_\_\_\_\_ Date: \_\_\_\_\_

District: \_\_\_\_\_ Unit No: \_\_\_\_\_

**Include this worksheet in the Eagle Packet.** The information from this worksheet will enable the Scout to fill in the Eagle Application more accurately.

To insure that certified Merit Badge Counselors were used, fill in the counselor's name. If the Merit Badge was earned at Scout Camp, write SC followed by the name of the Camp (i.e. - SC Winton). It is the Unit's responsibility to insure that all Merit Badge Counselors are certified.

The dates for the Merit Badges are the dates the Scout earned them. For advancements use Board of Review dates not Courts of Honor dates.

Please Print

Webelos Scout Yes \ No  
Arrow of Light Yes \ No

Joined Boy Scouts: \_\_\_/\_\_\_/\_\_\_  
Tenderfoot: \_\_\_/\_\_\_/\_\_\_

Second Class: \_\_\_/\_\_\_/\_\_\_  
First Class: \_\_\_/\_\_\_/\_\_\_

Merit Badge	Date	Unit	Counselor
1) Required _____	___/___/___	_____	_____
2) Required _____	___/___/___	_____	_____
3) Required _____	___/___/___	_____	_____
4) Required _____	___/___/___	_____	_____
1) Optional _____	___/___/___	_____	_____
2) Optional _____	___/___/___	_____	_____
<b>↑ Earned for STAR SCOUT ↑</b>			
<b>Star Board of Review:</b>		___/___/___	_____

5) Required _____	___/___/___	_____	_____
6) Required _____	___/___/___	_____	_____
7) Required _____	___/___/___	_____	_____
3) Optional _____	___/___/___	_____	_____
4) Optional _____	___/___/___	_____	_____
<b>↑ Earned for LIFE SCOUT ↑</b>			
<b>Life Board of Review:</b>		___/___/___	_____

8) Required _____	___/___/___	_____	_____
9) Required _____	___/___/___	_____	_____
10) Required _____	___/___/___	_____	_____
11) Required _____	___/___/___	_____	_____
12) Required _____	___/___/___	_____	_____
5) Optional _____	___/___/___	_____	_____
6) Optional _____	___/___/___	_____	_____
7) Optional _____	___/___/___	_____	_____
8) Optional _____	___/___/___	_____	_____
9) Optional _____	___/___/___	_____	_____

**Eagle Service Project completed on:** \_\_\_/\_\_\_/\_\_\_

**While a Life Scout, served actively for six months in the following position(s) of responsibility:**

\_\_\_\_\_ from: \_\_\_/\_\_\_/\_\_\_ to: \_\_\_/\_\_\_/\_\_\_  
 \_\_\_\_\_ from: \_\_\_/\_\_\_/\_\_\_ to: \_\_\_/\_\_\_/\_\_\_

Follow instruction  
And next sheet

# PRACTICE SHEET

## EAGLE SCOUT RANK APPLICATION

TO THE EAGLE SCOUT RANK APPLICANT: This application is to be completed after you have completed all requirements for the Eagle Scout rank. Print in ink or type all information. List the month, day, and year for all dates. When using computer date blocks list the date July 8, 1970, as 07 (for July) 08 (for day) 70 (for year). When you have completed this application, sign it and submit it to your unit leader.

FOR COUNCIL USE ONLY	
COUNCIL NO.	TYPE OF UNIT
REGION G. N. S. W.	NATIONAL NO.
NAME ON OFFICIAL REGISTRATION	
P.I.D. NO. (REQUIRED)	

LIST YOUR FULL LEGAL NAME (UP TO 30 CHARACTERS ONLY).

--

Street or R.F.D. Address \_\_\_\_\_

City, state, zip \_\_\_\_\_

Telephone (including area code) \_\_\_\_\_

Troop, Team, Crew, or Ship \_\_\_\_\_ Local No. \_\_\_\_\_

City, state, zip \_\_\_\_\_

Date joined a Boy Scout troop \_\_\_\_\_

Date became a Varsity Scout \_\_\_\_\_

Date became a Venturer \_\_\_\_\_

Date of First Class Scout board of review \_\_\_\_\_

Date of Star Scout board of review \_\_\_\_\_

Were you a Cub Scout?  Yes  No

Were you a Webelos Scout?  Yes  No

Did you earn the Arrow of Light Award?  Yes  No

Had you completed fifth grade upon joining?  Yes  No

Month	Day	Year

**AGE REQUIREMENT ELIGIBILITY.** Merit badges, badges of rank, and Eagle Palms may be earned by a registered Boy Scout, Varsity Scout, or Venturer. He may earn these awards until his 18th birthday. Any Venturer who achieved the First Class rank as a Boy Scout in a troop or Varsity Scout in a team may continue working for the Star, Life, and Eagle Scout ranks and Eagle Palms while registered as a Venturer up to his 18th birthday. Scouts and Venturers who have completed all requirements prior to their 18th birthday may be reviewed within three months after that date with no explanation. Boards of review conducted between three and six months after the candidate's 18th birthday must be preapproved by the local council. A statement by an adult explaining the reason for the delay must be attached to the Eagle Scout Rank Application when it is submitted to the Eagle Scout Service. The Boy Scout Division at the national office must be contacted for procedures to follow if a board of review is to be conducted more than six months after a candidate's 18th birthday.

A Scout or Venturer with a disability may work toward rank advancement after he is 18 years of age. See *Advancement Committee Policies and Procedures* for details.

**REQUIREMENT 1.** Be active in your troop, team, crew, or ship for a period of at least six months after you have achieved the rank of Life Scout.

**REQUIREMENT 2.** Demonstrate that you live by the principles of the Scout Oath and Law in your daily life. List the names of individuals who know you personally and would be willing to provide a recommendation on your behalf.

Name	Address	Telephone	E-mail
Parents/guardians	_____	_____	_____
Religious	_____	_____	_____
Educational	_____	_____	_____
Employer (if any)	_____	_____	_____
Two other references	_____	_____	_____

**REQUIREMENT 3.** Earn a total of 21 merit badges (required badges are listed). List the month, day, and year the merit badge was earned.

MERIT BADGE	DATE EARNED	UNIT NO.	MERIT BADGE	DATE EARNED	UNIT NO.	MERIT BADGE	DATE EARNED	UNIT NO.
1. CAMPING			8. FIRST AID		15			
2. CITIZENSHIP IN THE COMMUNITY			9. CYCLING OR HIKING OR SWIMMING		16			
3. CITIZENSHIP IN THE NATION			10. PERSONAL MANAGEMENT		17			
4. CITIZENSHIP IN THE WORLD			11. PERSONAL FITNESS		18			
5. COMMUNICATIONS			12. FAMILY LIFE		19			
6. EMERGENCY PREPAREDNESS OR LIFESAVING			13.		20			
7. ENVIRONMENTAL SCIENCE			14.		21			

\*Cross out badges not earned. If a crossed-out badge was earned, it may be reentered in 13 through 21. Four of these required merit badges were earned for the Star Scout rank and three more were earned for the Life Scout rank.

**REQUIREMENT 4.** While a Life Scout, serve actively for a period of six months in one or more of the following positions of responsibility. List only those positions served after Life board of review date.

**Boy Scout troop.** Patrol leader, Venture patrol leader, assistant senior patrol leader, senior patrol leader, troop guide, Order of the Arrow troop representative, den chief, scribe, librarian, historian, quartermaster, junior assistant Scoutmaster, chaplain aide, instructor  
**Varsity Scout team.** Captain, cocaptain, program manager, squad leader, team secretary, Order of the Arrow team representative, librarian, historian, quartermaster, chaplain aide, instructor, den chief

**Venturing crew/ship.** President, vice president, secretary, treasurer, den chief, quartermaster, historian, guide, boatswain, boatswain's mate, yeoman, purser, storekeeper

**Lone Scout:** Leadership responsibility in his school, religious organization, club, or elsewhere in his community

Position \_\_\_\_\_

Position \_\_\_\_\_

Date of Life Scout board of review \_\_\_\_\_

FROM \_\_\_\_\_ TO \_\_\_\_\_

FROM \_\_\_\_\_ TO \_\_\_\_\_

**REQUIREMENT 5.** While a Life Scout, plan, develop, and give leadership to others in a service project helpful to any religious institution, any school, or your community. The project plan must be approved by your Scoutmaster and troop committee, by the council or district, and by the organization benefiting from the effort before you start. You must use the *Eagle Scout Leadership Service Project Workbook*, No. 512-927, in meeting this requirement.

Project name: \_\_\_\_\_

Grand total of hours: \_\_\_\_\_ (from page 10 of *Eagle Scout Leadership Service Project Workbook*—for statistical purposes only)

Date of final signature \_\_\_\_\_

**REQUIREMENT 6.** Take part in a Scoutmaster conference (with Scoutmaster, Coach, or Advisor). Attach to this application a statement of your ambitions and life purpose and a listing of positions held in your religious institution, school, camp, community, or other organizations during which you demonstrated leadership skills. Include honors and awards received during this service.

Date conference was held \_\_\_\_\_

**CERTIFICATION BY APPLICANT.** On my honor as a Scout/Venturer, all statements on this application are true and correct. All requirements were completed prior to my 18th birthday.

Signature of applicant \_\_\_\_\_ Telephone \_\_\_\_\_ Date \_\_\_\_\_

**UNIT APPROVAL** (personal signatures required)

Signature of unit leader \_\_\_\_\_ Telephone \_\_\_\_\_ Date \_\_\_\_\_

Scoutmaster, Coach, or Advisor

Signature of unit committee chair \_\_\_\_\_ Telephone \_\_\_\_\_ Date \_\_\_\_\_

**BSA LOCAL COUNCIL CERTIFICATION.** According to the records of this council, the applicant is a registered member of this unit and this application is approved as accurate.

Signed \_\_\_\_\_ Position \_\_\_\_\_ Date \_\_\_\_\_

**REQUIREMENT 7.** Successfully complete an Eagle Scout Board of Review. The applicant appeared before the Eagle Scout board of review on this date, and this application was approved.

Review date \_\_\_\_\_ This date will be used on the Eagle Scout credentials.

Signature of Eagle Scout board of review chair \_\_\_\_\_

Signature of council/district board representative (if applicable) \_\_\_\_\_

I certify that all procedures, as outlined in *Advancement Committee Policies and Procedures*, have been followed. I approve this application.

Scout Executive \_\_\_\_\_ Date \_\_\_\_\_


Presentation of the rank may not be made until the Eagle Scout credentials are received by the BSA local council.



**NATIONAL EAGLE SCOUT ASSOCIATION.** The National Eagle Scout Association is a fellowship of men who have achieved the Eagle Scout rank. Membership embraces the top achievers of the Boy Scouts of America. Benefits include a subscription to *Eagleletter*. The journal keeps NESAs members informed on Scouting in general and Eagle Scouting in particular.

Applications are available at your local council service center.

Regular five-year memberships are \$25. Life memberships are \$180.



EDITIONS OF THIS APPLICATION PREVIOUS TO THE 2009 REVISION SHOULD NOT BE USED.

512-728



2009 Printing



REQUIREMENT 4. While a Life Scout, serve actively for a period of six months in one or more of the following positions of responsibility. List only those positions served after Life board of review date.

- 1 Boy Scout troop, Patrol leader, Venture patrol leader, assistant senior patrol leader, senior patrol leader, troop guide, Order of the Arrow troop representative, den chief, scribe, librarian, historian, quartermaster, junior assistant Scoutmaster, chaplain aide, instructor
- 2 Varsity Scout team, Captain, co-captain, program manager, squad leader, team secretary, Order of the Arrow team representative, librarian, historian, quartermaster, chaplain aide, instructor, den chief

Venturing crewship, President, vice president, secretary, treasurer, den chief, quartermaster, historian, guide, boatwain, boatwain's mate, yeoman, punter, storekeeper  
Lone Scout: Leadership responsibility in his school, religious organization, club, or elsewhere in his community

Need 6 months after Life Scout before Eagle

Requirement 4 – use only what is listed for:  
Boy Scouts use # 1 Positions of Responsibility  
Varsity Teams use # 2 Positions of Responsibility  
Venture Crews use # 3 Positions of Responsibility

FROM     TO

FROM     TO

FROM     TO

REQUIREMENT 5. While a Life Scout, plan, develop, and give leadership to others in a service project helpful to any religious institution, any school, or your community. The project plan must be approved by your Scoutmaster and troop committee, by the council or district, and by the organization benefiting from the effort before you start. You must use the following meeting this requirement.

Project name:  Describe project, 50 characters or less. Date of final signature:

Grand total of hours:  (from page 10 of Eagle Scout Leadership Project Workbook—for statistical purposes only)

REQUIREMENT 6. Take part in a Scoutmaster conference (with Scoutmaster, Coach, or Advisor). Attach to this application a statement of your ambitions and life purpose and a listing of positions held in your religious institution, school, camp, community, or other organizations during which you demonstrated leadership skills. Include honors and awards received during this service.

The Eagle Packet must be completed so that the Unit Leader can certify that the Scout is ready for Board.

CERTIFICATION BY APPLICANT. On my honor as a Scout/Venturer, all statements on this application are true and correct. All requirements were completed prior to my 18th birthday.

Signature of applicant:  Telephone:  Date:

UNIT APPROVAL (personal signature required)

Signature of unit leader:  1. Certify that information and dates are correct.  
2. Certify that Unit recommends this Scout to Advance to Eagle

Signature of unit committee:

BSA LOCAL COUNCIL CERTIFICATION. According to the records of this council, the applicant is a registered member of this unit and this application is approved as accurate.

Signed:  Position:  Date:

REQUIREMENT 7. Successfully complete an Eagle Scout Board of Review. The applicant appeared before the Eagle Scout board of review on this date, and this application was approved.

Review date:     This date will be used on the Eagle Scout credentials.

Signature of Eagle Scout board of review chair:  Signature of council/district board representative (if applicable):

I certify that all procedures, as outlined in Advancement Committee Policies and Procedures, have been followed. I approve this application.

Scout Executive:  Date:


Presentation of the rank may not be made until the Eagle Scout credentials are received by the BSA local council.



NATIONAL EAGLE SCOUT ASSOCIATION. The National Eagle Scout Association is a fellowship of men who have achieved the Eagle Scout rank. Membership embraces the top achievers of the Boy Scouts of America. Benefits include a subscription to *EagleStar*. The journal keeps NESA members informed on Scouting in general and Eagle Scouting in particular.

Applications are available at your local council service center.  
Regular five-year memberships are \$25. Life memberships are \$180.

EDITIONS OF THIS APPLICATION PREVIOUS TO THE 2009 REVISION SHOULD NOT BE USED.



512-728



7 30176 30676 8

2009 Printing

Chronological Order