

## YOU DO NOT SEE HUNGER, YOU FEEL IT!

Each year, the youth of the Golden Empire Council, BSA, collect food for local food banks, and other charitable organizations that feed the hungry. Each Pack, Troop, Team and Crew will have an assigned area to cover.

Over the past 100 years, the Boy Scouts of America has periodically conducted a “National Good Turn.” Since 1988, millions of Scouts nation-wide have participated in the largest food collection effort ever.

### What Is the Need?

- ⊕ Hunger hurts. Twenty million American are hungry for at least a few days every month.
- ⊕ One child out of every five children is unable to get a minimally adequate diet.
- ⊕ Prolonged hunger causes more than just discomfort. Malnutrition can lead to permanent tissue damage, and leaves its sufferers—particularly children and the elderly—susceptible to illness and infection.
- ⊕ Nation-wide, the average number of households seeking emergency food is almost 40%. 70% of those seeking help are families with children.

### The Purpose of Scouting For Food:

- ⊕ Helps meet the needs of the hungry in our community.
- ⊕ To collect non-perishable foods most needed for nutrition, such as Peanut Butter, baby formula, complete packaged meals, canned goods, especially tuna, chunky soup, stews, meats, fruits and vegetables.

⊕ Scouting’s role is to organize food collection and work with local food banks and charitable organizations where they will distribute the food to the needy at no cost.

Exposes Scouts to the high ideals of the Scouting movement through a practical and dramatic experience in the principle of the “Daily Good Turn.”



**GOLDEN EMPIRE COUNCIL**  
**BOY SCOUTS OF AMERICA**

### UNIT COORDINATOR RESPONSIBILITIES

**Accept** responsibility for successful participation of the unit in its assigned part of the Good Turn.

**Secure** commitment of unit leadership and make official unit commitment.

**Recruit** adult help with vehicles for collection day to assist Scouts as they canvass their neighborhoods.

**Coordinate** youth members to canvass assigned territory.

**Turn-in** unit collection report at the December Roundtable or to the Council Service Center.

**Report** the collection results on the Unit’s *Good Turn for America* Website  
<http://www.goodturnforamerica.org>

**For More Information**, please contact your District Scouting for Food Chair or Michelle Piasias as 916-929-1417 E 112.



## STEPS TO SUCCESS

Safety and projecting a positive Scouting image, are two important factors in this Community-wide Good Turn project. Here are a few hints that can make this activity a positive experience for your group:

- ❖ Know your area. Make sure that you collect food only in the area your unit is assigned to cover. If you are unsure, contact the District Scouting For Food Chairman.
- ❖ Have enough vehicles and parent supervision for the number of boys participating and area to cover.
- ❖ HAVE ALL BOYS WEAR THEIR UNIFORM and be friendly and courteous (use sidewalks, knock gently, be polite, etc.). Remember to thank people even if they do not contribute.
- ❖ All Scouts should travel in groups of two (Buddy System). For a more enjoyable experience, rotate the responsibility of asking households to contribute.
- ❖ Vehicles should stay as close to the boys as possible. It is advisable for adults to be on the streets.
- ❖ Scouts are never to ride in the back of pick-up trucks. Seatbelts are required to be worn at all times in vehicles.
- ❖ On Collection Day, be ready to collect at 9:00 a.m. Collecting earlier risks waking people up and later may find people gone for the day.
- ❖ Remind Scouts to wear their uniform and to be friendly and courteous (use sidewalks, knock gently, be polite, etc.). Remember to thank people even if they do not contribute.
- ❖ DO NOT ENTER ANY HOME.
- ❖ Ring the bell or knock. If no answer, go to the next house.
- ❖ Set a designated unit collection place and time. Again, make this a fun and worthwhile event.
- ❖ Take collected food to the designated District drop-off location by 3:00 p.m. Arrange to have enough transportation to haul the food. Please, no perishables.



**GOLDEN EMPIRE COUNCIL**  
**BOY SCOUTS OF AMERICA**

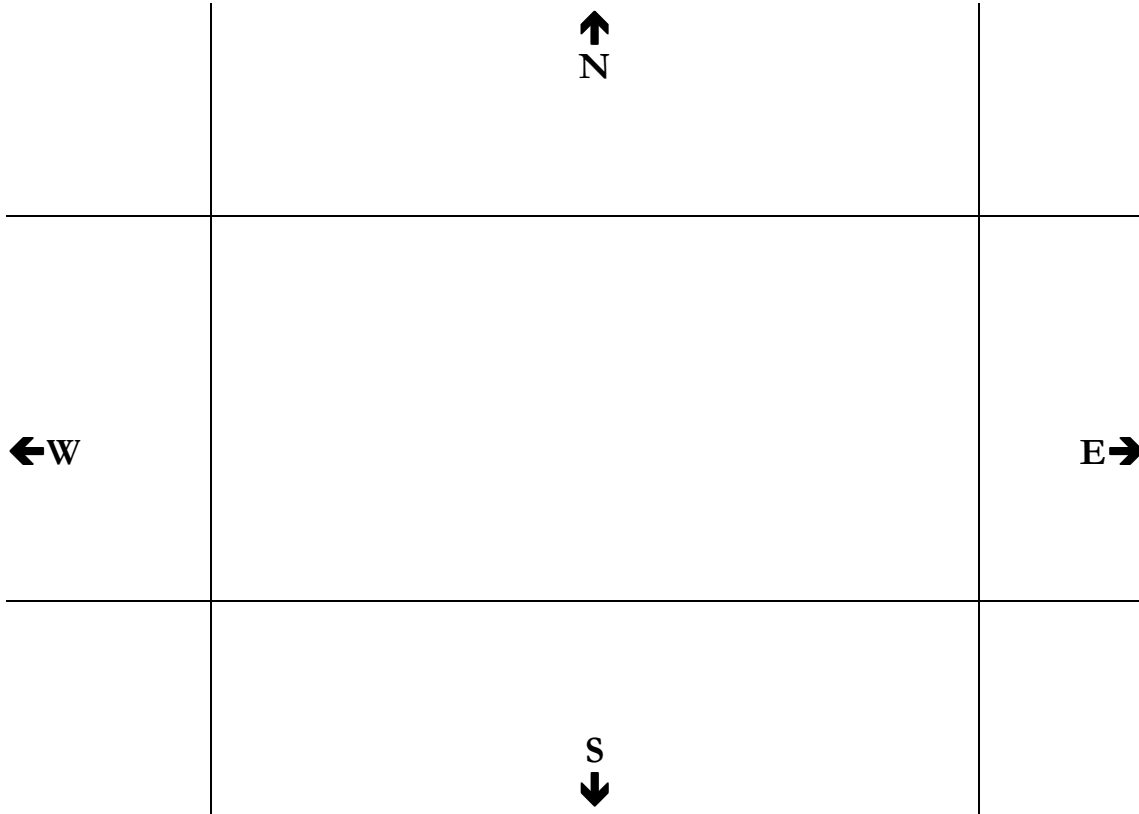
*Hunger is a problem we can do something about by working together. Scouting For Food is a starting point. It is an example of Scouting's long-standing commitment to community service.*

# ***SCOUTING FOR FOOD COVERAGE SHEET***

District \_\_\_\_\_

Pack # \_\_\_\_\_ Troop # \_\_\_\_\_ Team # \_\_\_\_\_ Crew # \_\_\_\_\_

Our unit would like to cover the area described below:



## **Unit Scouting For Food Coordinator:**


Name: \_\_\_\_\_

Address: \_\_\_\_\_ City: \_\_\_\_\_ Zip Code: \_\_\_\_\_

Home Phone: \_\_\_\_\_ Work Phone: \_\_\_\_\_

Food Collection Site \_\_\_\_\_





# UNIT COLLECTION REPORT

Unit (Pack, Troop, Team, Crew & #) \_\_\_\_\_

# of Participants \_\_\_\_\_

We are proud to report that we have collected and turned in \_\_\_\_\_ items of food at  
Number of items

\_\_\_\_\_ to help feed the hungry.  
Location

Signed \_\_\_\_\_  
Unit Coordinator

Signed \_\_\_\_\_  
Unit Leader


District Copy



**GOLDEN EMPIRE COUNCIL**  
**BOY SCOUTS OF AMERICA**

Send or fax this form to the Council Service Center:

Golden Empire Council, BSA  
 251 Commerce Circle  
 POB 13558  
 Sacramento, CA 95853  
 916-929-4461



# UNIT COLLECTION REPORT

Unit (Pack, Troop, Team, Crew & #) \_\_\_\_\_

# of Participants \_\_\_\_\_

We are proud to report that we have collected and turned in \_\_\_\_\_ items of food at  
Number of items  
 \_\_\_\_\_ to help feed the hungry.  
Location

Signed \_\_\_\_\_  
Unit Coordinator

Signed \_\_\_\_\_  
Unit Leader

Chartered Organization Copy



**GOLDEN EMPIRE COUNCIL**  
**BOY SCOUTS OF AMERICA**

Send or fax this form to the Council Service Center:

Golden Empire Council, BSA  
 251 Commerce Circle  
 POB 13558  
 Sacramento, CA 95853  
 916-929-4461

***PARENT AUTHORIZATION  
For  
TRIP/ACTIVITY AND MEDICAL TREATMENT***

I, the undersigned parent/guardian of \_\_\_\_\_  
(Scout's name)

authorize his participation in the Scouting for Food Drive on, \_\_\_\_\_, including travel by motor vehicles. I understand that the trip/activity will be under the general supervision of:

\_\_\_\_\_  
(Registered adult leader) (phone)

In case of emergency I understand that reasonable effort will be made to contact me. In the event that I cannot be reached, I authorize the physicians or hospitals selected by the adult leader to provide medical treatment, including, without limitation hospitalization, anesthesia, surgery, and medication by injection or otherwise.

DATED: \_\_\_\_\_

(Print Name) \_\_\_\_\_  
(Parent/Guardian of Scout)

(Signature) \_\_\_\_\_

\_\_\_\_\_  
(Address)

\_\_\_\_\_  
(City) CA \_\_\_\_\_  
(Zip)

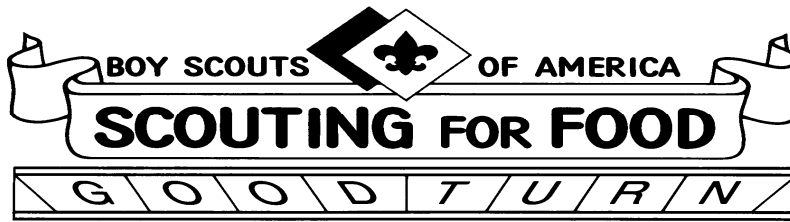
\_\_\_\_\_  
(24 hour emergency phone #)



**GOLDEN EMPIRE COUNCIL**  
**BOY SCOUTS OF AMERICA**



# Scouting for Food DROP-OFF LOCATIONS



Below are the two types of methods for Scouting for Food that the Golden Empire Council is recommending. The Council will be providing a flyer that will be used throughout the entire Council that is designed for either approach. The Council will not provide bags and does not recommend that bags should be used. A Unit Ribbon will be given to all units that participate in Scouting for Food.

\***NOTE:** Like every activity, there must be a two deep leadership at all times with the Scouts.

### **The Two Council Approaches**

#### 1. The Two Weekend Approach -

##### a. First Weekend

- i. The Scouts go out on one weekend a drop off the flyers at all houses. The flyer should state if they
- ii. “If you would like to make a food donation please place it in a bag and leave it on the front porch or driveway so the Scouts can see it when they come by the following weekend.”
- iii. Units will print on the back of the Council provided flyer (at their own expense) the date and time of pick-up the following week. They must include a unit contact and phone number.*
- iv. **NOTE:** try to avoid apartment building because the leader does not have eyes on the Scouts.

##### b. Second Weekend

- i. The second weekend the Scouts return to the area they dropped off the flyer and Pick up **all** bags that have been placed in a location for the Scout to see.
- ii. Units must be prepared to go back the following weeks to repickup bags that were missed in the areas they worked. – District Coordinators will be units that work that area.

2. **The Trick or Treat Approach** -

- a. This method is just like asking for candy, door-to-door at Halloween. Four Scouts and two adults would work a Street – two Scouts per side with a vehicle following. One adult would drive and one adult would walk the street collecting the food from the Scouts and then loading it into the vehicle.
- b. On your selected weekend the boys will go house to house with a flyer in hand and tell the Homeowner what Cub Pack, Scout Troop or Crew they are with and what they are there asking for donations for Food Closets in their area. “Could you please fill at least one bag to help the needy in their area. If the homeowner is willing to fill a bag or bags, the Scouts will wait for the food items and then take it to the adult who would then load it in the trailing car and then travel to the next home.

**\* Remember the W’s - Who, What, Why, When, Where.**

**Who you are \*      What you are doing \*      Why you are doing it**

**Remind the scouts to say “Thank You” even if they do not receive a donation. A Scout is always  
Kind**