

Pioneer Express Scouting Adventures Online!




Robotic Hand

Zoom Naming Convention: First Name/Rank/Pack (Joe Bear 402)

Gathering

Share your wooden harmonica



00 – 8: Gathering Activity – Cubs share the harmonica challenge from Previous Episode “Air of the Wolf”. All Scouts play or sign Row, Row, Row Your Boat together.

Pledge of Allegiance



8 –10: Ask one Scout to recite pledge while everyone else is on mute and saying it with the Scout

Scout Oath

On my honor I will do my best
To do my duty to God and my
country
And to obey the Scout Law;
To help other people at all times;
To keep myself physically
strong,
Mentally awake, and morally
straight.



8 –10: Ask one Scout to recite Scout Oath while everyone else is on mute and saying it with the Scout

Scout Law

A Scout is trustworthy,
loyal, helpful, friendly,
courteous, kind,
obedient, cheerful,
thrifty, brave, clean and
reverent.



8 –10: Ask one Scout to recite Scout Law while everyone else is on mute and saying it with the Scout

Scouting Adventures Online!

Episode 2

Robot Hand

10 –12: Introduce the Robot Hand. Build interest by describing the goals of the adventure and some of the activities that are planned.

Ask Cubs if they have ever made a robot before.....

Ask if they have all their supplies ready. Lets get going!

While waiting for Cubs to finish each step, talk about things that hands can do including Dirty, Dull, Dangerous & Difficult jobs

Step 1 – Gather materials



12 – 45: Items you will need: Construction or heavier paper, pencil or marker, scissors, tape, 5-1" pieces of straw and 5-3" pieces of straw and 5-12" pieces of string. Cut your 10 pieces of straw and your 5 pieces of string.

For Leader: preview video: <https://www.youtube.com/watch?v=yTILQEMaM0U>

Step 2 – Draw, cut out & decorate your hand



12 – 45: Draw an outline of your hand. I recommend turning your paper at a diagonal so you have more space for your wrist to hold on to when we are done. Cut it out carefully and then you can decorate it anyway you like.

Step 3 – Tape short straws below the fingers




12 – 45: Take your 5 short 1” straws and tape them to the back side of your hand below the fingers.

Step 4 – Pull strings through straws and tape at tips



12 – 45: Pull one string through each of the short straws and tape the end of each string to the tip of each finger.

Step 5 – Pull strings through long straws & tape



12 – 45: Now, pull the other end of the string through the long 3” straws, one string per straw. Group the straws together flat on the paper with about 1” at the base of the hand. Tape the straws to the paper.

Step 6 – Enjoy!!



12 – 45: Now you can make your fingers move up and down. Can you make the Scout Sign? How about a fist? Can you count from one to five? Can you make a peace sign? How about making a thumbs up sign?

Matching Game



Dirty

Dull



Dangerous

Difficult



45 – 48: Can you match the words to the type of robots they belong to? Which robot has a dirty job? Which robot has a dull or boring job? Which robot has a dangerous job? Which robot has a very difficult job?

Matching Game



Dirty

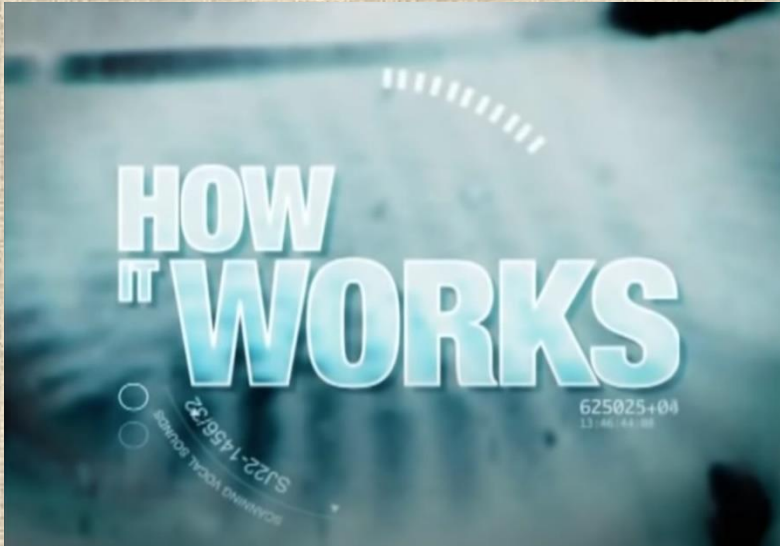
Dull

Dangerous

Difficult



Robot Video



48 – 53: watch Lego Factory Video

<https://www.youtube.com/watch?v=zrzKih5rqD0&feature=youtu.be>

Challenge at Home

Make your Lego Robot



53 – 58: Take any Legos, any kind at all, and make your OWN robot. Then share your robot with us next time -Tell us what job your robot could do. Show us anything special about your robot.

If you want a bigger challenge, check out the resource sheet on the Pioneer Express District Cub Scout Adventures Online Website.

Upcoming Sept. 2

Codes & Counting



Learn The Pigpen Cipher

This is a very old code that is easy to write.
Can you work it out?

A	B	C	J	K	L
D	E	F	M	N	O
G	H	I	P	Q	R

S	W
T	X
U	Y
V	Z

58 – 60: Check out the resource sheet on the Pioneer Express District Cub Scout Adventures Online Website for our next Adventure for the items you will need.

Closing



60: Closing remarks: Teach Scouts to sign "Do Your Best" in ASL. View video at <https://www.youtube.com/watch?v=AdPtsjIDbJM>.

Update ScoutBook with Completed Requirements for appropriate rank. Next time share your Lego robot with your Den!